



VIJAYA P.G. COLLEGE, HYDERABAD

Affiliated to Osmania University (OU)

Mandatory Disclosure

1. Name of the Institution

Vijaya P.G. College

Munaganoor, Hayathnagar, R.R.Dist – 501511, Hyderabad, Telangana, India

Telephone: 040 – 7287964473

Principal Mobile: +91-9533356706

Email: vijayasidhardha@gmail.com, vijayacolleges@gmail.com

2. Name and address of the Trust/ Society/ Company and the Trustees

Mother Mary Educational Society

Munaganoor, Hayathnagar, R.R.Dist – 501511, Hyderabad, Telangana, India

Telephone: 040 – 32006262

Mobile: +91-9160870001

Email: vijayacolleges@gmail.com

3. Name and Address of the Vice-Chancellor/Principal/Director

Dr. K.Prathap

PRINCIPAL

Munaganoor, Hayathnagar, R.R.Dist – 501511, Hyderabad, Telangana, India

Telephone: 040 – 7287964473

Mobile: +91-9533356706

Email: prathapkasthala07@gmail.com

4. Name of the Affiliating University

Osmania University, Hyderabad

5. Governance

Members of the Board and their brief background

The Following are the members of Governing Body of Vijaya P.G. College:

1. Dr. Y.Shanti Babu, Secretary, Vijaya P.G. College
2. Dr. Y.Sudha, Presedent, Vijaya P.G. College
3. Dr. Y.Naveen, Vice-Presedent, Vijaya P.G. College

4. Y.Sandeep, Joint Secretary, Open Minds Birla International Schools- Hyderabad.
5. S.L. Rajani, Treasurer, Vijaya P.G. College
6. Prof. R.Nageshear Rao, Head, Dept of Business Management, Osmania University, Hyderabad.
7. T.Bhargavi, Member Governing Body, Vijaya P.G. College
8. T.Anand, Member Governing Body, Vijaya P.G. College

Members of Academic Advisory Body

The Following are the members of Academic Advisory Body of Vardhaman College of Engineering:

1. **Dr. K.Prathap**, Principal & Associate Professor of Management, Vijaya P.G. College
2. **Prof. R.Nageshear Rao**, Head, Dept of Business Management, Osmania University, Hyderabad.
3. **Dr. Y.Shanti Babu**, Secretary, Vijaya P.G. College
4. **Dr. R.Suthakaran**, Principal, Vijaya College of Pharmacy.
5. **G. Kanakdurga**, Associate Professor, Vijaya P.G. College.

Frequently of the Board Meeting and Academic Advisory Body

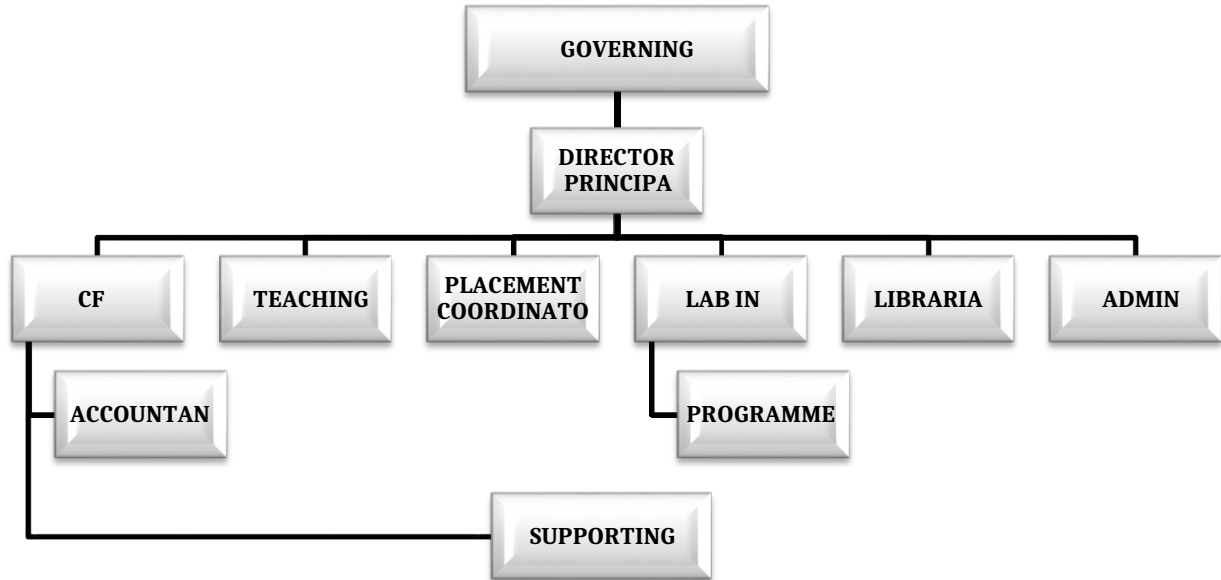
The Governing Body meets at least twice in an Academic Year.

Academic Advisory Body meets at least once in an Academic Year.

Organizational Chart and Process

VIJAYA P.G. COLLEGE

Organizational Chart



The college has a well-structured organizational structure which clearly shows the people responsible for various tasks and the levels of supervision. The Governing Body is the highest body of the college and it is supreme decision making body. The Governing Body of the college meets at least two times in a year. In the governing body several issues pertaining to various academic and administrative matters were taken up, discussed and appropriate decision would be taken keeping the student development as its central agenda. The Governing Body strongly feels that the students should accomplish their desired goals and thus makes all the efforts (right educational methods - outcome-based education, infrastructure, equipment and tools) to creating a student centric environment. It follows the guidelines laid by the apex bodies like UGC, AICTE and OU and comply them with utmost sincerity. The Governing Body continuously monitors the strategic plan and makes suitable advice/direction for the administration to execute the plan.

In addition to the governing body, there are several statutory and other committees are in place to administer various activities related to academic, administrative and extension. Thus, the governance of the college is more participatory and led by the governing body. This ensures holistic growth and development of the student stakeholders. Societal impact and responsibility are given prime importance by the Institute so as to contribute and promote sustainable socio-economic development through globally competitiveness.

The directions / suggestions of the governing body are effectively carried to the next levels by the Principal as shown in the organization chart. Also, HODs, other In-charges present their proposals, recommendations, progress to the GB through the Principal for the information and necessary approvals from the GB.

Nature and Extent of involvement of Faculty and students in academic affairs/ improvements

Regular meetings with Faculty, Students and other stakeholders are conducted to collect the feedback and suggestions on the existing academic matters. Valid Feedback and/or suggestion will be considered for amendments and/or modifications.

Mechanism/Norms and Procedure for democratic/good Governance

The management believes good governance is essential to run an effective system for the growth and development of an institution and enhancing its outcomes. The objective of this focus on decentralization of the governance and delegating responsibilities to various senior functionaries and heads of the departments. This objective promotes inclusiveness and participatory management style of functioning. As an integral part of the governance, the management delegated power (both administrative and academic activities) to the Principal and academic heads for smooth running of the institutional activities. The decentralization also helps the decision making with proper authority and financial power. Thus, decentralization has shown a significant impact on the policy making, planning, and management with reference to engineering education. The college includes all the stakeholders while framing various guidelines to fortify the systematic functioning of the college. At the same time, decentralization should be seen as a means of improving the efficiency of the system and its quality. There are several committees, both statutory and other, are in place to administer and effectively govern the institute.

The members of the Governing Body (GB) has responsibility for institutional performance. The chairman and members of the GB are actively engaging themselves in the institute developmental activities. All of its decision and policies are made in the best interest of the institution with due consultations with the concerned stakeholders. This top-down approach of the GB not only motivate the stakeholders but also effectively helped the development of institute. The minutes of the governing body, other committees and academic activities are published on the college website as act of transparent governance. The information is also shared with the employees through various meetings and circulars from time to time. Achieving academic excellence requires that the all the responsible people work together with defined role, responsibility and authority. The college organization chart provides an insight into the overall structure and authority with responsibility of various administrators and their levels in the organization.

There are as many as 24 active committees in the college which work constantly to uphold all-round development of the students. The following are the few operational level decentralization of various activities in vogue in the institution: High Level Committees: The Governing Body and Statutory committees partake in the overall development and growth, policy decisions, financial and disciplinary issues. Middle Level Committees: Principal, HODs partake in rules and regulations, academic development, curricular and co-curricular activities etc. Lower Level Committees: Various committees constituted for purpose of monitoring the policies and rule and regulations of the institutes.

Student Feedback on Institutional Governance/ Faculty performance

Student Feedback is collected on the following,

- i) Feedback on faculty
- ii) Feedback on institutional governance and facilities
- iii) Feedback on Teaching learning

i) FEEDBACK ON FACULTY

Feedback on all courses will be collected through online from the students twice in a semester. The first feedback will be collected at the middle of the semester i.e., before first midterm examinations and the second will be collected at the end of the semester. During the first feedback questionnaire consisting of 5 parameters is adopted and a 10 parameter questionnaire along with feedback on course outcomes is taken at the second feedback.

Each parameter is measured based on the rating assigned to it i.e., 5 for Excellent, 4 for Very Good, 3 for Good, 2 for Fair and 1 for Poor. Each parameter average is measured by calculating the average number of students given against each rating. Final feedback of a faculty is measured considering the average rating given against each parameter.

Five Parameters used to collect the Feedback at the mid of the semester:

- a. Has the Instructor clearly stated the Learning Outcomes of the course?
- b. Was the class controlled and discipline maintained?
- c. How effective are the communication skills of the Faculty?
- d. Was the Instructor enthusiastic about teaching the class and invited questions and comments from students?
- e. Has the Instructor related course material to real life situations?

Ten parameters used to collect the feedback at the end of the semester:

- a. Was the class controlled and discipline maintained?
- b. How effective were the communication skills?
- c. Provides up-to-date information on the topic(s)?
- d. Did the faculty use real world examples and cases?
- e. Was the class interactive and doubts were clarified?
- f. How was the presentation style of the faculty?
- g. Encourages students to solve complex problems in the class?
- h. Makes objective and impartial evaluation of assessments?
- i. Sincerity and commitment towards academic work?
- j. Approachable after class hours for discussion and advice?

Student Participation Percentage:

On an average 80% of the students will be participating in the feedback process.

Feedback analysis Process and Corrective Measures:

The collected feedback will be analyzed based on the rating given against each parameter of evaluation. Based on the final average of the feedback, corrective measures are taken by:

1. Interacting HOD with the faculty to identify the reasons for not performing well.
2. Providing further guidance in the subject by available senior faculty / other faculty who taught the same subject.
3. Deputing faculty to FDPs if required.

Faculty who get better feedback will be rewarded by giving more weightage in faculty annual self-appraisal for the consideration of the increment

ii) FEEDBACK ON FACILITIES

A standard procedure is adopted by VCE for collecting feedback on facilities. The feedback on facilities like classrooms, laboratories, infrastructure, library, sports etc. are collected from students. Collected feedback is analyzed for identifying corrective actions to be taken. On an average 80% of the students will be participating in the feedback process.

Parameters for collecting feedback on facilities:

1. Internet facility in the campus.
2. Access to the students and Wi-Fi connectivity.
3. Quality of computer labs in the department /college.
4. Helpfulness of labs personnel.
5. Quality of classrooms in terms of visibility of the board / adequacy of fans and lights in the class/ ventilation.
6. Use of technology in delivering the content.
7. Transport facility to students.
8. Quality of food in the college canteen.
9. Drinking water facility in the college.
10. Cleanliness and Adequacy of toilets.
11. Games and sports facility.
12. Extra and co-curricular activities.
13. System of internal examination assessment and impartiality in awarding marks.
14. Quality of Training provided for placements.

iii) FEEDBACK OF TEACHING LEARNING PROCESS

1. How well the teacher prepares for the class?
2. How well the teachers communicate?
3. How much of the syllabus is being covered by the end of the semester?
4. Was your performance in assignments and tests discussed with you by the concerned teacher?
5. VCE takes active interest in promoting internship, student exchange, and field visit opportunities for students.
6. The teaching and mentoring process in your institution facilitates you in cognitive, social and emotional growth.
7. Teachers are able to identify your weaknesses and help you to overcome them.
8. The institution makes effort to engage students in the monitoring, review and continuous quality improvement of the teaching learning process.
9. The VCE faculty use student centric methods, such as experiential learning, participative learning and problem solving methodologies for enhancing learning experiences.
10. Teachers encourage you to participate in extracurricular activities like games, sports, professional society activities.
11. What percentage of teachers uses ICT tools such as LCD projector, etc. while teaching.
12. The overall quality of teaching-learning process at Vijaya P.G. College is very good.

Grievance Redressal mechanism for faculty, staff and students

The college has grievances and redressal cell for the faculty, staff and students to address issues pertaining to facilities, teaching learning process, discrimination or any other related. There are separate cells for these wings which are headed by the principal, a senior faculty as convener and other senior faculty being the members.

These Grievance Redressal committees are formed to look in to the complaints received from the aggrieved. A Compliant Boxes are provided at Office of Principal and in the departments for students and faculty to lodge their complaints separately. The convener of the committee will consolidate the complaints received from all the students, faculty and staff. This will be presented before the committee which meets regularly depending upon the need. The committee recommends corrective measures to be taken and recorded in the register.

Establishment of Anti Ragging Committee

The institute has established Anti-Ragging Committee as per the guidelines of the Apex Bodies. The committee is recently reconstituted and approved by the Governing Body Meeting held on 04-10-2025.

Establishment of Grievance Redressal Committee in the Institution and Appointment of OMBUDSMAN by the University

The institute has established Grievances and Redressal Committee as per the guidelines of the Apex Bodies. The committee is recently reconstituted and approved by the Governing Body Meeting held on 04.10.25

Establishment of Internal Complaint Committee (ICC)

The institute has established Internal Complaint Committee (ICC) as per the guidelines of the Apex Bodies. The committee is recently reconstituted and approved by the Governing Body Meeting held on 04.10.2025.

Establishment of Committee for SC/ ST

The institute has established SC/ST Committee as per the guidelines of the Apex Bodies. The committee is recently reconstituted and approved by the Governing Body Meeting held on 04.10.2025.

Internal Quality Assurance Cell

The Internal Quality Assurance Cell (IQAC) of the institution is a cell which continuously monitors the quality practices and ensures all the institutional academic policies thoroughly followed as prescribed by the apex bodies. The prime responsibility of IQAC is to initiate, plan and supervise various activities that are obligatory to increase the quality of the education imparted in the college. The role of IQAC in maintaining quality standards in teaching-learning processes and evaluation becomes crucial. The IQAC Cell strategically ensures the quality of teaching-learning practices through stringent initiatives and measures taken such as Faculty Self-Appraisal, FDPs, and Training Programs for Non-Teaching, Workshops on OBE, Conference Educational Reforms, Setting Quality Bench Marks, Key Performance Indicators, Auditing and Impact Mentoring, and Academic and Administrative Audit. Thus the IQAC monitors the continuous quality improvement of the academic processes. The two best practices and bench marked processes of the College are Key Performance Indicators, and Setting the quality Bench Marks.

6. Programmes

Name of Programme approved by AICTE

S.No	Programme	Level	Course
1	MANAGEMENT	POST GRADUATE	MBA

Course	PG - MBA – Master of Business Administration			
Number of seats	180			
Duration	2 Years			
Cut off marks/rank of admission during the last three years	2024-2025: 40860 2023-2024: 40817 2022-2023: 49714			
Fee	Rs. 40,000			
Placement Facilities	Yes			
Campus placement in last three years with minimum salary, maximum salary and average salary		2024-2025	2023-2024	2022-2023
	Number of Placements	07	09	07
	Minimum Salary	Rs. 3,00,000	Rs. 1,44,000	Rs. 1,35,348
	Maximum Salary	Rs. 4,00,000	Rs. 8,00,000	Rs. 11,00,000
	Average Salary	Rs. 3,50,000	Rs. 2,88,860	Rs. 2,67,369

Permanent Faculty

The details of Permanent Faculty are available at the following:

Permanent Faculty: Student Ratio

Permanent Faculty Student Ratio is 1:20

Number of Faculty employed and left during the last three years

Academic Year	Total Number of Faculty Employed	Number of Faculty Joined	Number of Faculty Left
2024-2025	18	0	0
2023-2024	18	0	0
2022-2023	18	0	0

7. Profile of Principal/ Faculty


For each Faculty give a page covering with Passport size photograph

Profile of the Principal:


Name	Dr. PRATHAP KASTHALA			
Date of Birth	01.05.1983			
Education Qualifications	MHRM, Ph.D.			
Work Experience	Teaching	Research	Industry	Others
	07 Years	05 Years	3	--
Area of Specialization	HUMAN RESOURECE MANAGEMENT			
Courses taught at Post Graduate	Human Resource Management, Compensation Management, Organization Development, Talent & knowledge Management.			
Research guidance	No. of papers published in National/ International Journals/ Conferences	Master	Ph.D.	
	17	200	--	

Profile of Faculty:


Profile of the Faculty:

Name	KANAKADURGA G			
Date of Birth	08.06.1967			
Education Qualifications	MBA			
Work Experience	Teaching	Research	Industry	Others
	16	--	--	--
Area of Specialization	FINANCE			
Courses taught at Post Graduate	Financial Risk Management, International Finance			
Research guidance	No. of papers published in National/ International Journals/ Conferences	Master	Ph.D.	
	06	300	--	


Profile of the Faculty:

Name	D.RAJAMMA			
Date of Birth	06.05.1982			
Education Qualifications	MBA			
Work Experience	Teaching	Research	Industry	Others
	12	--	--	--
Area of Specialization	HR & MARKETING			
Courses taught at Post Graduate	Management & Organization Behaviour Marketing Management Total Quality Management			
Research guidance	No. of papers published in National/ International Journals/ Conferences	Master	Ph.D.	
	03	290	--	

Profile of the Faculty:

Name	CH. CHANDRAIAH			
Date of Birth	01.01.1981			
Education Qualifications	MBA			
Work Experience	Teaching	Research	Industry	Others
	06	--	--	--
Area of Specialization	FINANCE			
Courses taught at Post Graduate	Accounting for Management Financial Management			
Research guidance	No. of papers published in National/ International Journals/ Conferences	Master	Ph.D.	
	04	150	--	


Profile of the Faculty:

Name	V. SRUTHILAYA			
Date of Birth	07.09.1991			
Education Qualifications	MBA			
Work Experience	Teaching	Research	Industry	Others
	06	--	--	--
Area of Specialization	MARKETING & HR			
Courses taught at Post Graduate	Product & brand Management Promotion & Distribution Management			
Research guidance	No. of papers published in National/ International Journals/ Conferences	Master	Ph.D.	
	02	200	--	


Profile of the Faculty:

Name	SL Rajani			
Date of Birth	12.05.1979			
Education Qualifications	MBA			
Work Experience	Teaching	Research	Industry	Others
	19	--	--	--
Area of Specialization	MARKETING & HR			
Courses taught at Post Graduate	Consumer Behaviour Services & Global Marketing			
Research guidance	No. of papers published in National/ International Journals/ Conferences	Master	Ph.D.	
	07	40	--	


Profile of the Faculty:

Name	K. CHANDRA SHEKAR			
Date of Birth	07.12.1991			
Education Qualifications	MBA			
Work Experience	Teaching	Research	Industry	Others
	04	--	--	--
Area of Specialization	MARKETING & HR			
Courses taught at Post Graduate	E-Business Operations Management			
Research guidance	No. of papers published in National/ International Journals/ Conferences	Master	Ph.D.	
	02	145	--	


Profile of the Faculty:

Name	C. ANUP KUMAR			
Date of Birth	25.05.1992			
Education Qualifications	MBA			
Work Experience	Teaching	Research	Industry	Others
	04	--	--	--
Area of Specialization	FINANCE			
Courses taught at Post Graduate	Financial Risk management Investment Management			
Research guidance	No. of papers published in National/ International Journals/ Conferences	Master	Ph.D.	
	02	100	--	

Profile of the Faculty:

Name	P. DURGA PRASAD			
Date of Birth	25.06.1998			
Education Qualifications	MBA			
Work Experience	Teaching	Research	Industry	Others
	04	--	--	--
Area of Specialization	Marketing & HR			
Courses taught at Post Graduate	Supply Chain management Strategic Management			
Research guidance	No. of papers published in National/ International Journals/ Conferences	Master	Ph.D.	
	02	90	--	

Profile of the Faculty:

Name	ASMATUNNISA BEGUM			
Date of Birth	10.10.1989			
Education Qualifications	MBA			
Work Experience	Teaching	Research	Industry	Others
	04	--	--	--
Area of Specialization	Marketing & HR			
Courses taught at Post Graduate	Business Research Methods Business Intelligence Operation Research			
Research guidance	No. of papers published in National/ International Journals/ Conferences	Master	Ph.D.	
	02	70	--	

8. Fee

Details of Fee, as approved by State Fee Committee, for the Institution

The details of Fee, as approved by TAFRC (State Fee Committee)

Time schedule for payment of Fee for the entire Programme

JUNE and OCTOBER of every year

No. of Fee waivers granted with amount and name of students

NA

Number of scholarship offered by the Institution, duration and amount

NA

Criteria for Fee waivers/scholarship

NA

9. Admission

Number of seats sanctioned with the year of approval

S.No	Course	Year of Approval	2024-2025	2023-2024	2022-2023
01.	PG – MBA – MASTER OF BUSINESS ADMINISTRATION	2006	180	180	180

Number of applications received during last two years for admission under Management Quota and number admitted

Year	Number of Applications Received	Number Admitted
2023-2024	61	54
2024-2025	70	54

10. Admission Procedure

Entrance test / Admission Criteria	State Level Common Entrance Test – ICET
Admission Quota	Category 'A' : 70% Category 'B' : 30%
Admission Calendar	As notified by the Telangana State Council of Higher Education

11. Criteria and Weightages for Admission

Describe each criterion with its respective weightages i.e. Admission Test, marks in qualifying examination etc.

Mention the minimum Level of acceptance, if any

Mention the cut-off Levels of percentage and percentile score of the candidates in the admission test for the last three years

Display marks scored in Test etc. and in aggregate for all candidates who were admitted

MBA - as notified by the Convener, ICET

https://icet.tsche.ac.in/TSICET/TSICET_HomePage.aspx

12. Information of Infrastructure and Other Resources Available

Number of Class Rooms and size of each

The institution has 10 class rooms. The details and size of each room are shown in the below table.

S.No	Room No.	Details	Carpet area (in sq m)
1	101	MBA CLASS ROOM-1	76.44
2	102	MBA CLASS ROOM-2	76.44
3	103	MBA CLASS ROOM-3	76.44
4	104	MBA CLASS ROOM-4	76.44
5	105	MBA CLASS ROOM-5	76.44
6	201	MBA CLASS ROOM-6	76.44
7	202	IT CLASS ROOM-1	76.44
8	203	MBA TUTORIAL ROOM-1	76.44
9	204	MBA TUTORIAL ROOM-2	76.44
10	205	IT CLASS ROOM-1	76.44

Number of Computer Centers with capacity of each

The institution has 02 Computer Centers. The details and size of each Computer Centre is shown in the below table.

S.No	Room No.	Details	Carpet area (in sq m)
1	G-01	MBA COMPUTER CENTRE-01	166.86
2	G-02	MBA COMPUTER CENTRE-02	166.86

Library

Number of Library books/ Titles/ Journals available (program-wise)

Programme/Course	No. of Titles	No. of Volumes	No. of National Journals	No. of International Journals	No. of e-Journals/ Online Journals	No. of e-Book Titles	No. of e-Book Volumes
MBA	707	6019	06	06	7200	800	7800

Computing Facilities

Internet Bandwidth

The institute has internet connection with a bandwidth of 100 Mbps.

Number and configuration of System

The institute has a total number of 90 Computers. Total number of system connected by LAN

13. Enrollment of students in the last 3 years

S.No	Course	Number of Students Admitted		
		2024-2025	2023-2024	2022-2023
13.	PG – MBA – MASTER OF BUSINESS ADMINISTRATION	180	180	180

1. VIJAYA P.G. COLLEGE MAIN BUILDING (PHOTO COPY 1)



VIJAYA P.G. COLLEGE MAIN BUILDING (PHOTO COPY 2)



VIJAYA P.G. COLLEGE MAIN BUILDING (PHOTO COPY 3)



2. VIJAYA P.G. COLLEGE MAIN BUILDING (GROUNF FLOOR 1)



VIJAYA P.G. COLLEGE MAIN BUILDING (GROUNF FLOOR 2)



VIJAYA P.G. COLLEGE MAIN BUILDING (GROUNF FLOOR 3)



3. LIBRARY BLOCK-1 (I FLOOR)



LIBRARY BLOCK-1 (I FLOOR)



LIBRARY BLOCK-1 (I FLOOR)



4. COMPUTER LAB BLOCK-2 (GROUND FLOOR)



COMPUTER LAB BLOCK-2 (GROUND FLOOR)



COMPUTER LAB BLOCK-2 (GROUND FLOOR)



5. CLASS ROOMS BLOCK-3 (I FLOOR)



CLASS ROOMS BLOCK-3 (I FLOOR)



CLASS ROOMS BLOCK-3 (I FLOOR)

